



APEX-LITE

reception counters

Apex lite


reception counters

Refined and sophisticated in style, Apex-lite receptions are designed with user and visitor comfort in mind.

Simple design combined with optional glass or melamine counter tops. A contemporary style of office furniture that is both functional & attractive.


These units consist of a full width modesty panel to ensure that the solid structure of the reception.

It's easy to integrate computers, phone systems & optional under-desk storage.

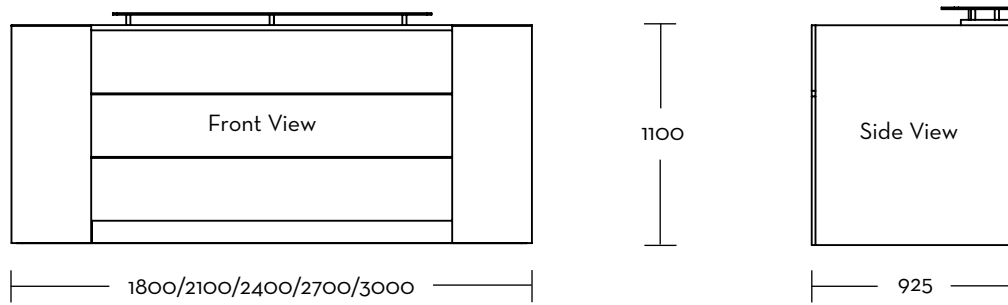




Variety of colours & finishes can be used on the front panels, to better reflect the style of business. Maintain your look & aesthetics without compromising on price.



SPECS



WORKSURFACE DIMENSIONS

807	1700	2000	2300	2600	2900
-----	------	------	------	------	------

FEATURES

- Tile Lined Front Panel
- Adjustable feet & cable access holes
- Optional: Under-desk storage units can be easily integrated to fit
- Optional: Floating melamine cut to size or 1500mm safety glass hob

FINISHES

- Melamine worktops in standard DDK colours. (commercial & custom colours on request)
- Gloss front panels option (maximum 2400w)